

TANF Spending in New York



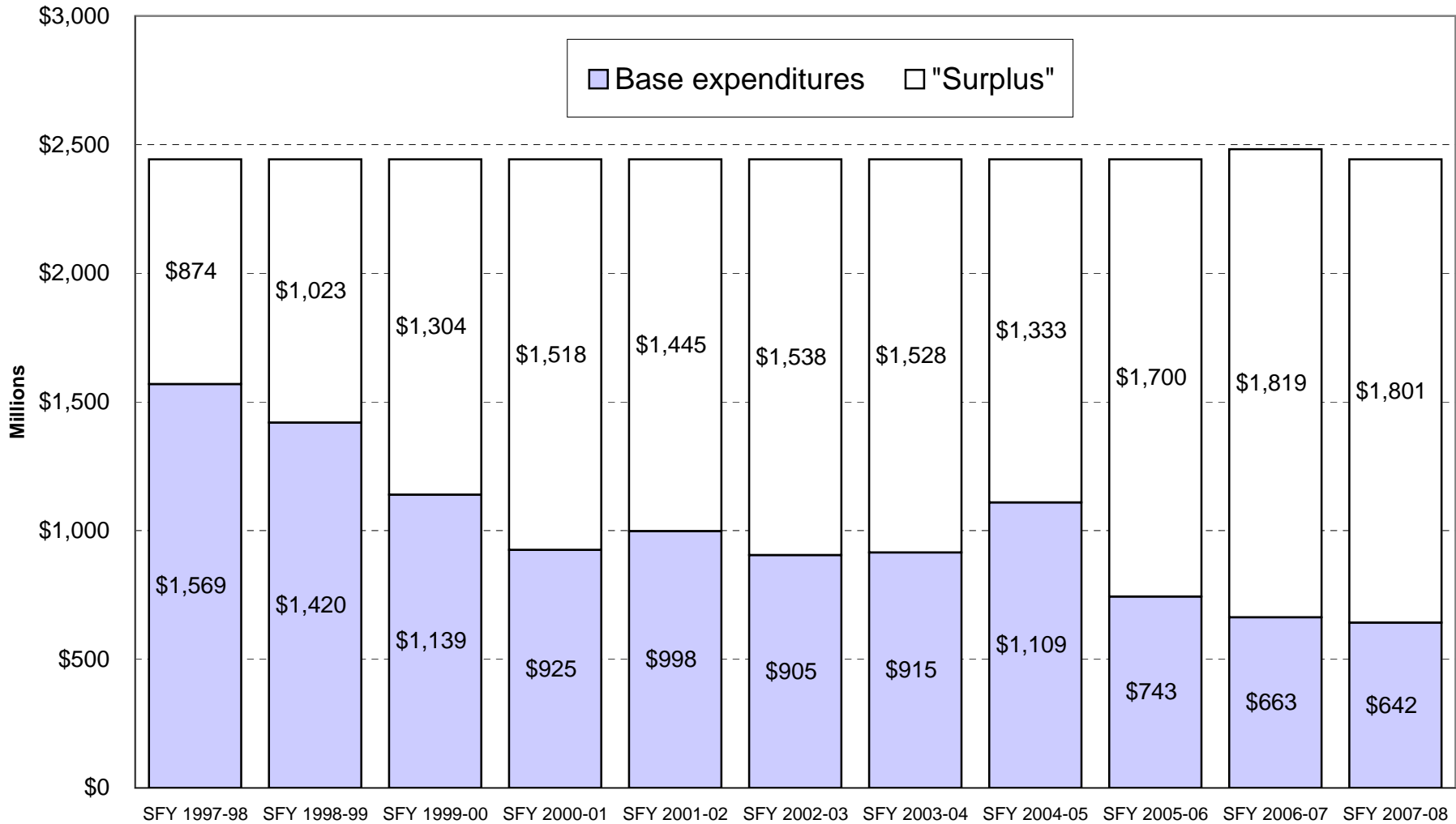
Trudi Renwick, Senior Economist

Fiscal Policy Institute

www.fiscalpolicy.org

October 24, 2007

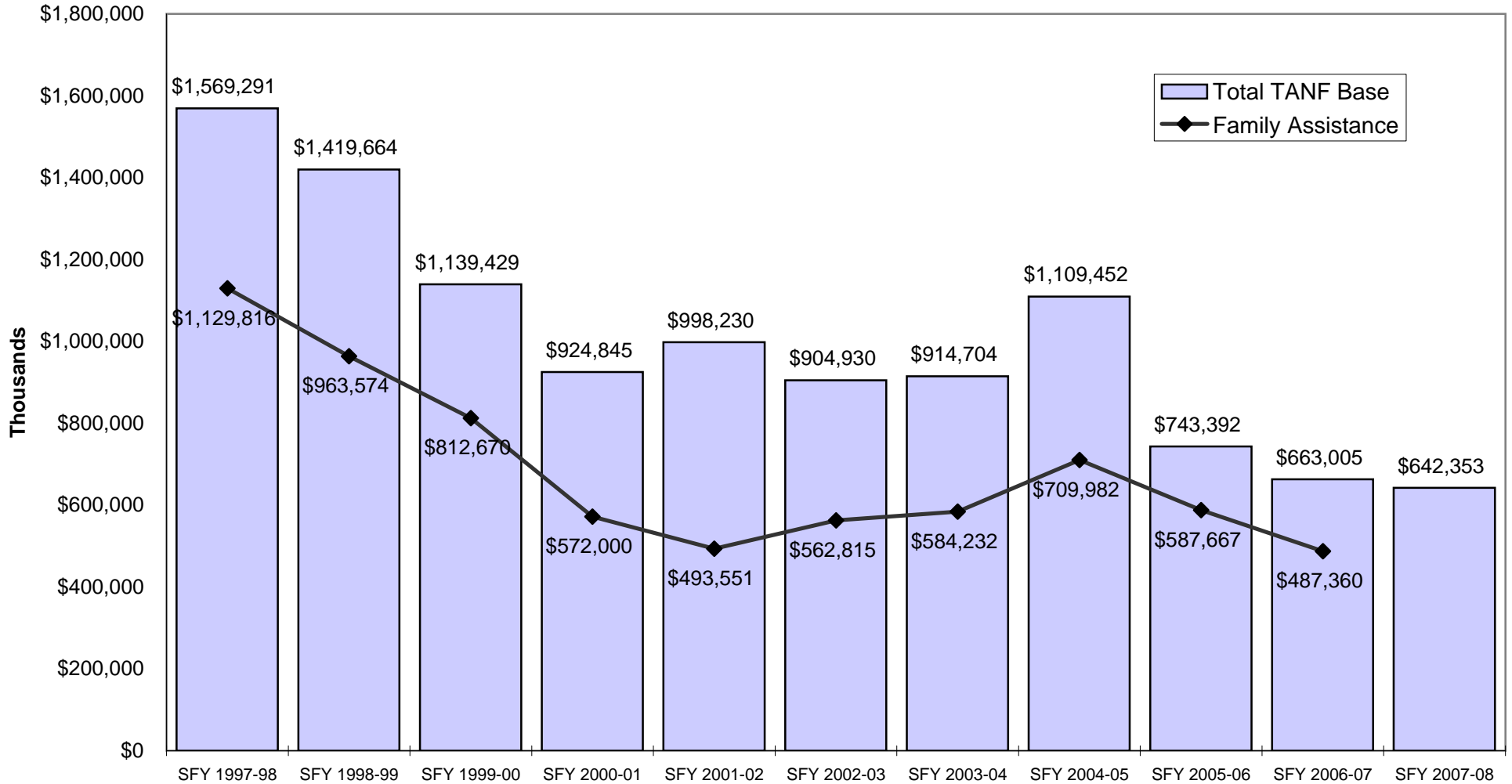
In simplest terms, the so-called TANF "surplus" is the difference between New York's \$2.4 billion annual TANF block grant and the federal share of expenditures on cash assistance and other "base" programs.



Source: NYS Division of the Budget

New York's TANF spending on "base" programs fell by more than half between 1997-98 and 2007-08 resulting in an increase in the TANF "Surplus" of more than \$900 million.

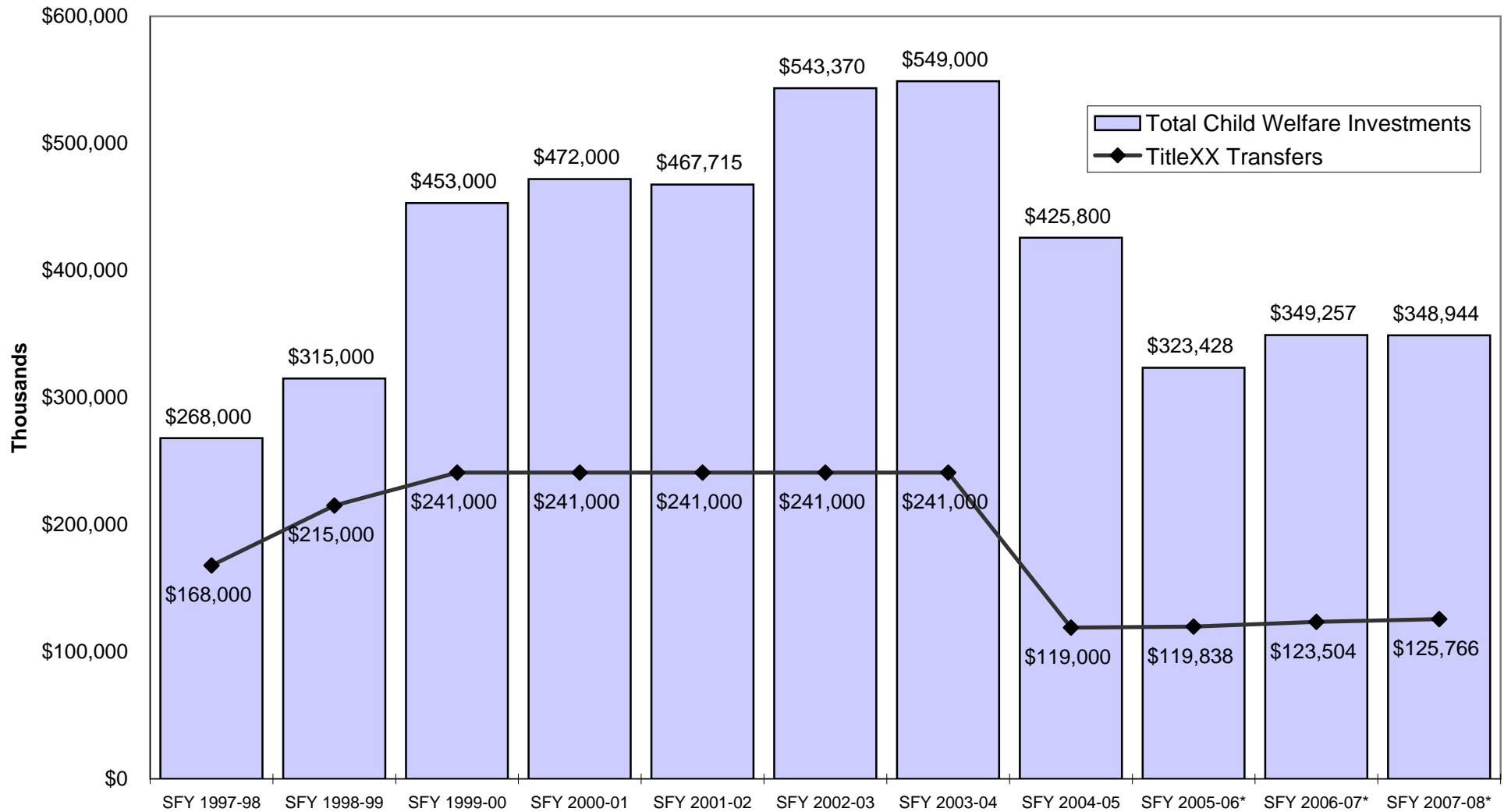
Most of this decline was due to lower expenditures for family assistance.



Source: NYS Division of Budget

New York's use of the TANF Block Grant for child welfare peaked in 2003-04 but continues to be significant.

Child welfare expenditures are now made out of the Flexible Fund for Family Services.

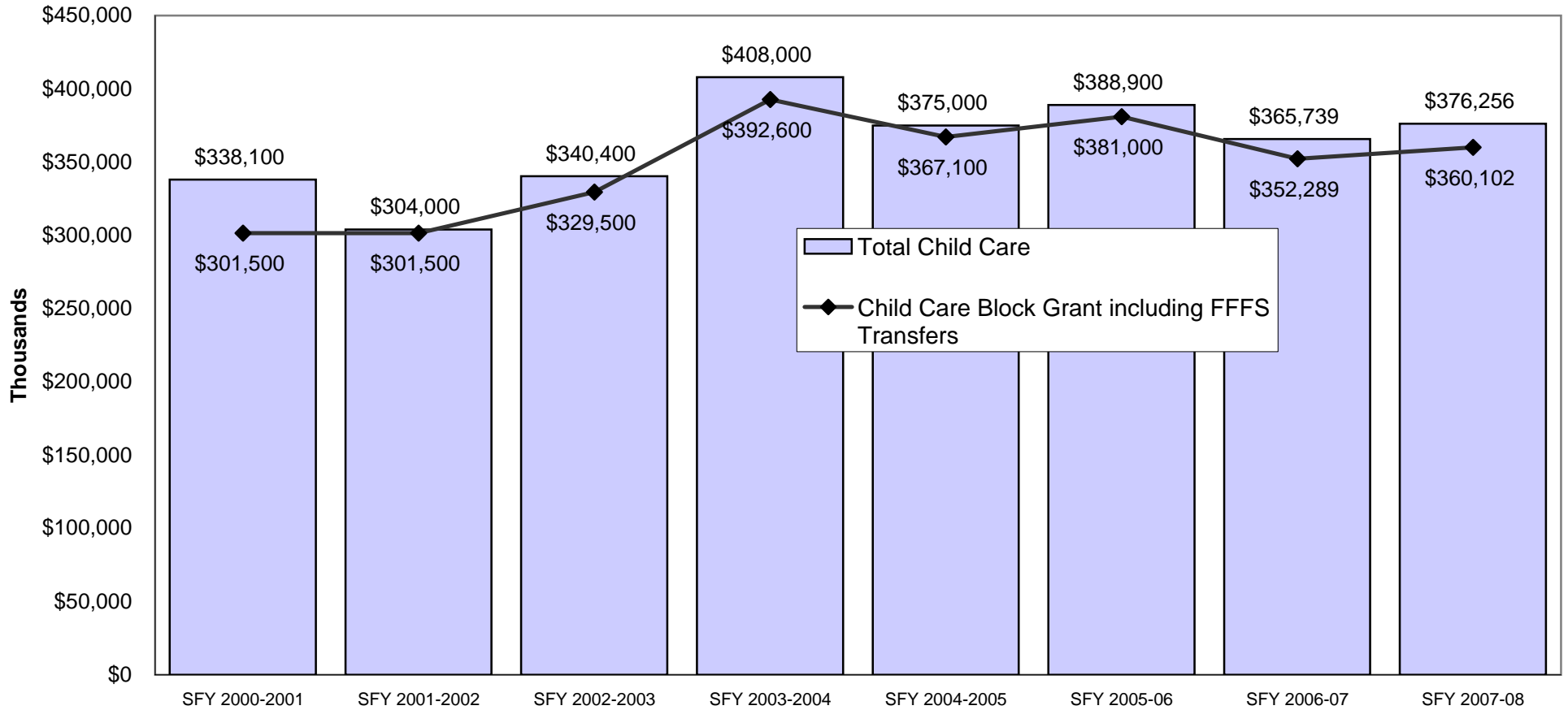


Source: NYS Division of Budget and Flexible Fund for Family Services Plans

*Flexible Fund for Family Services

Use of TANF funds for child care peaked in 2003-04. Even when transfers from the FFFS and legislative child care initiatives are included in the totals, fewer TANF funds went to child care in 2007-08 than were allocated for that purpose in 2005-06.

This trend is not consistent with the new emphasis on meeting federal work requirements.

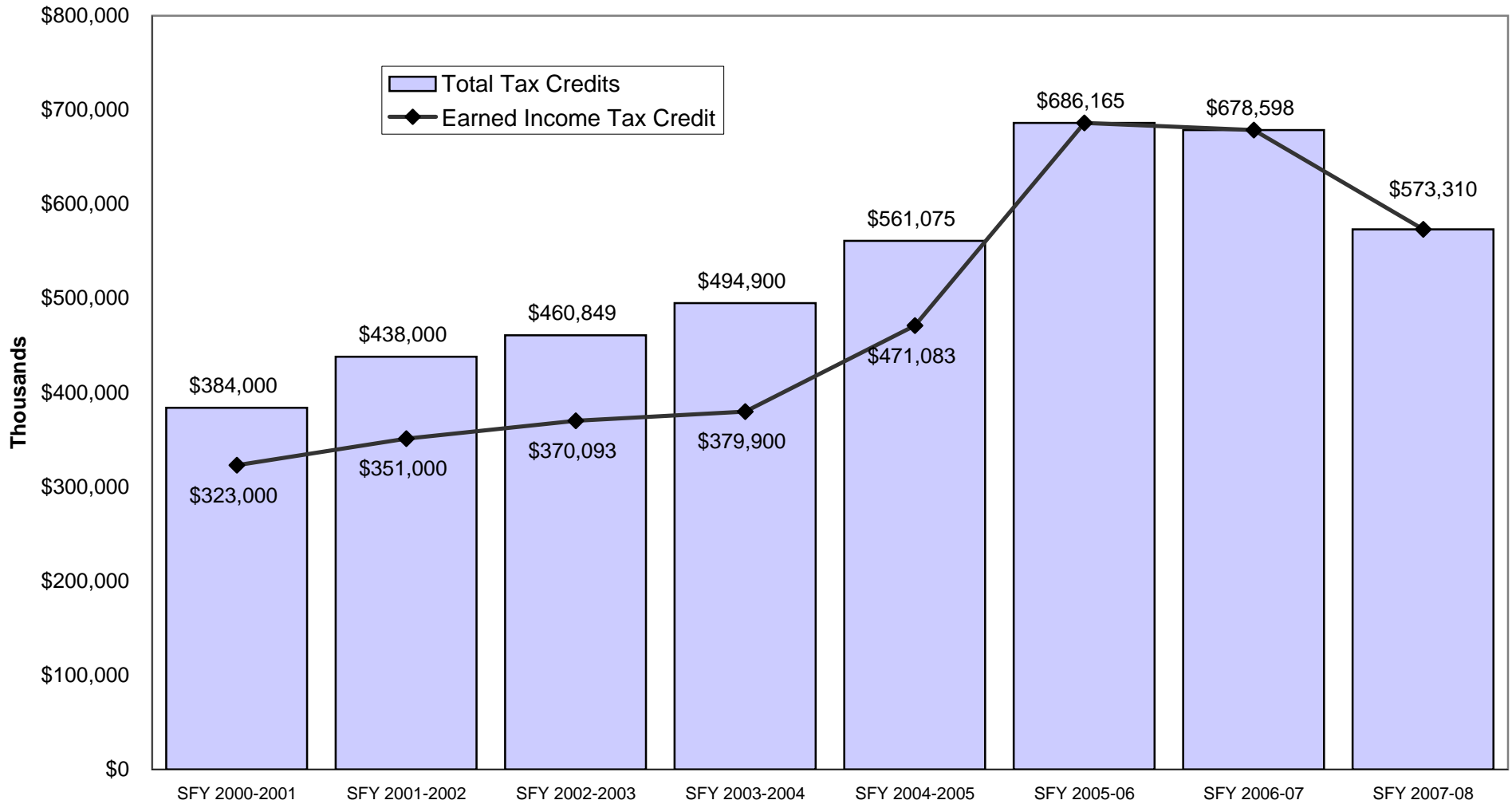


Flexible Fund
for Family
Services

Source: NYS Division of Budget and Flexible Fund for Family Services Plans

After years of steady growth, TANF funds paying for tax credits leveled off in 2006-07 and fell in 2007-08.

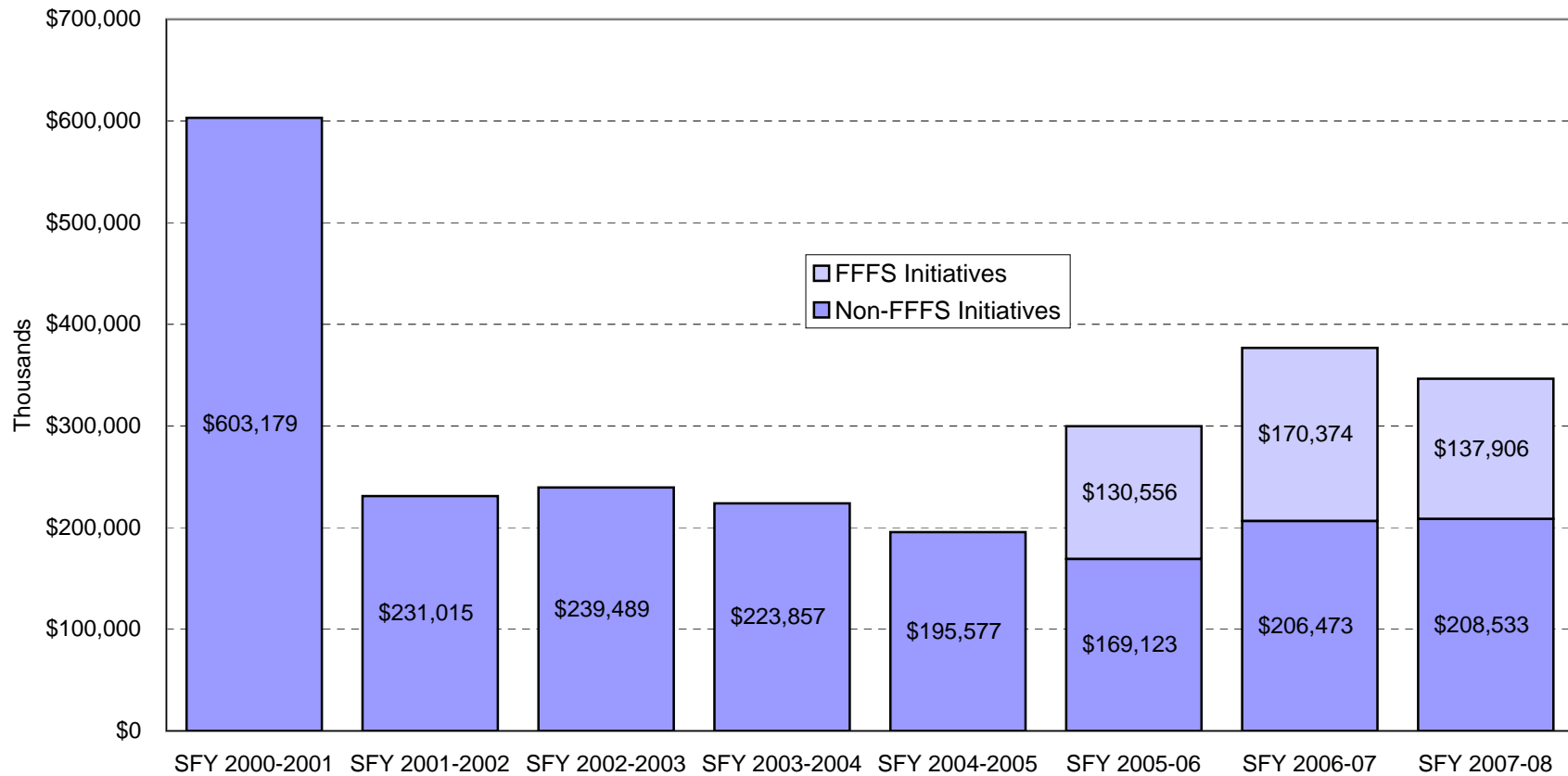
New York no longer pays for the NYS Child and Dependent Care Credit out of the TANF block grant.



Source: NYS Division of Budget

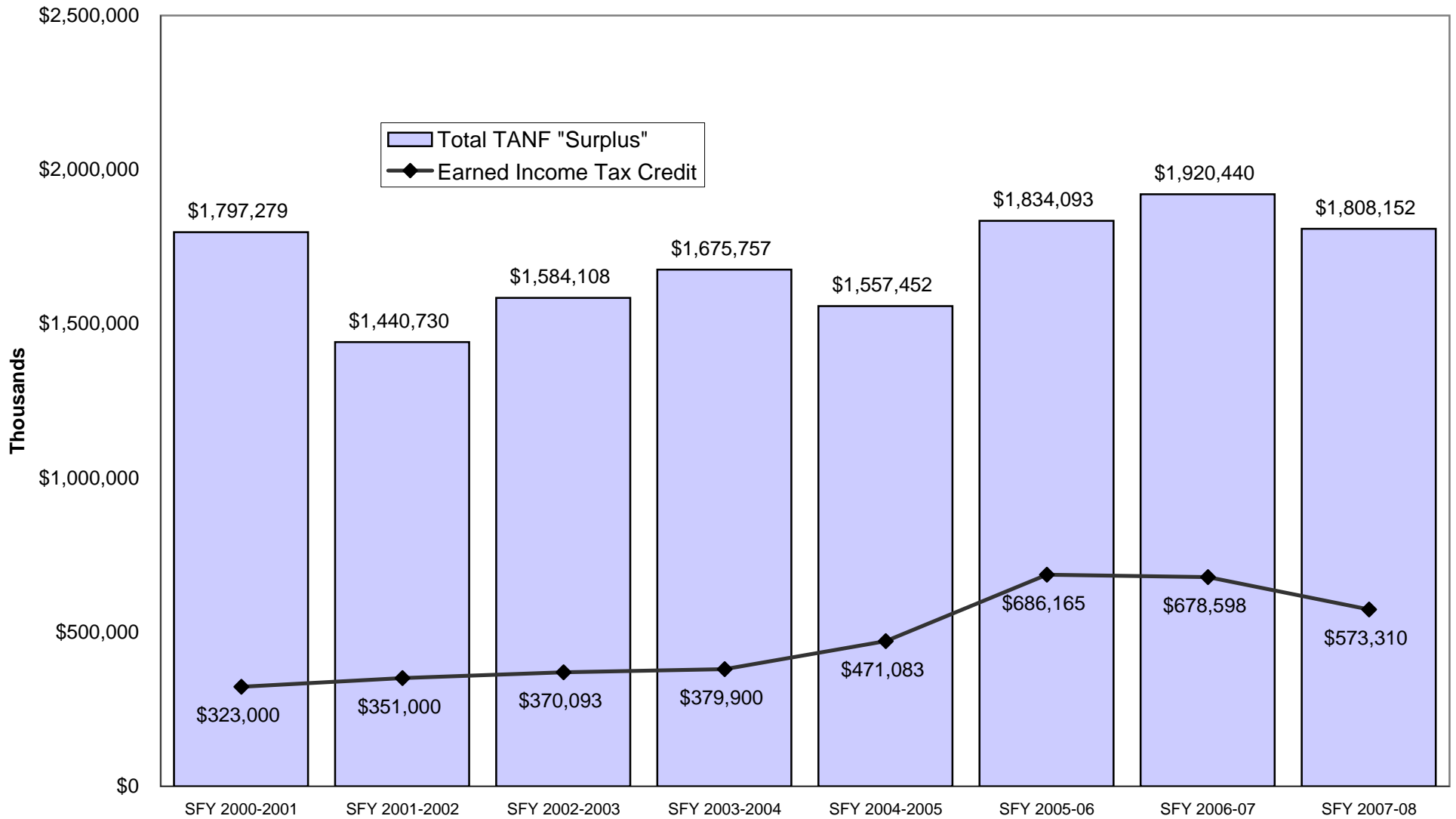
TANF Funds available for employment, training, education, health and other services are insufficient.

Even if we include the social services districts' FFFS allocations for TANF services and employment services, only a small fraction of the "surplus" goes these initiatives.



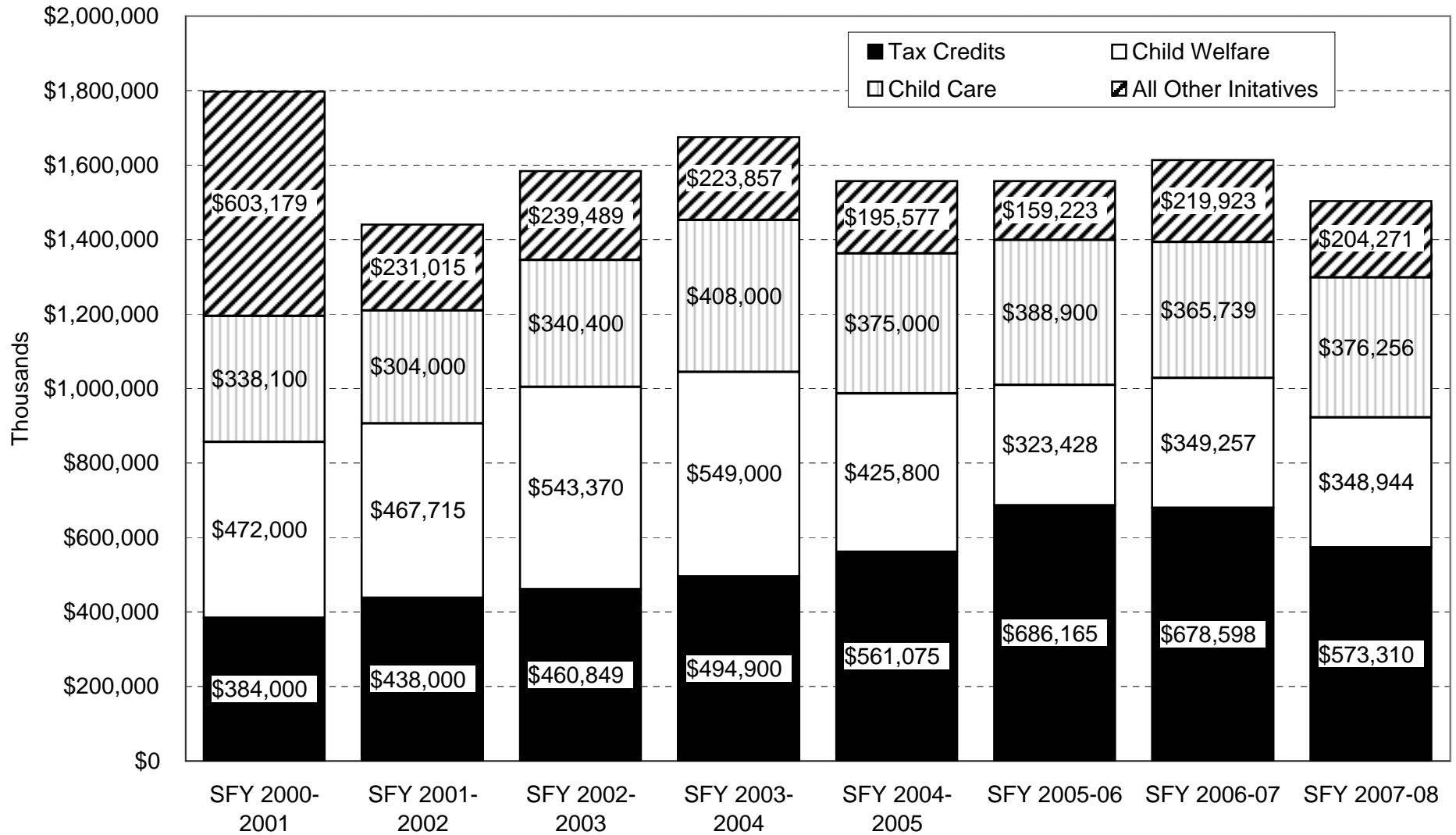
Source: NYS Division of Budget and Flexible Fund for Family Services Plans

Financing the NYS Earned Income Tax Credit absorbs almost one third of the TANF surplus.

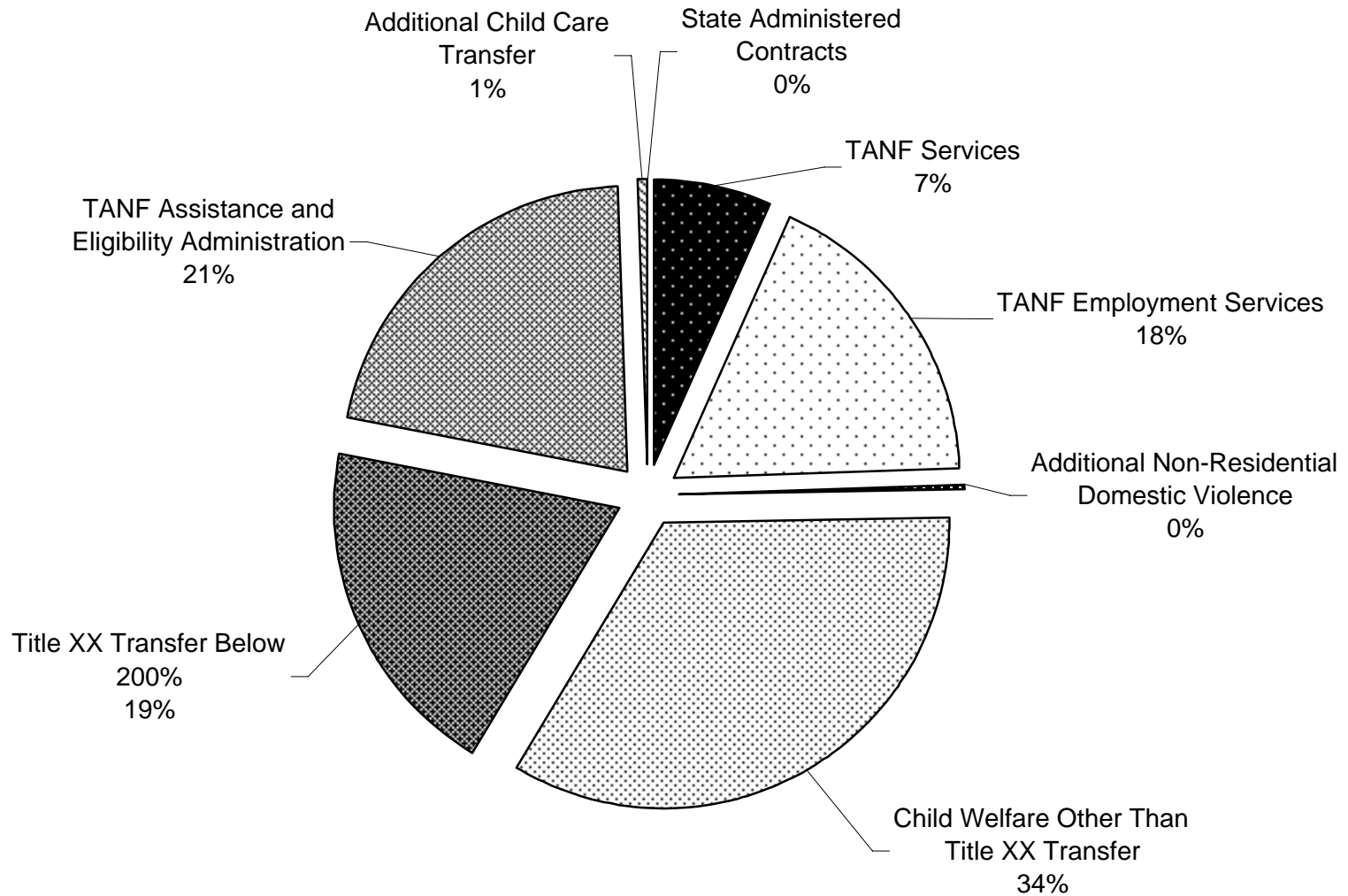


Source: NYS Division of Budget

When child welfare commitments are added to tax credits, very little of the "surplus" is left for child care and other initiatives.



Three fourths of 2007-08 FFFS resources will be spent on child welfare and local TANF administration.



TANF Appropriations (all amounts in thousands)

	SFY 2000-2001	SFY 2001-2002	SFY 2002-2003	SFY 2003-2004	SFY 2004-2005	SFY 2005-06	SFY 2006-07	SFY 2007-08	THROUGH 2007-2008
EMPLOYMENT INITIATIVES	\$287,680	\$109,785	\$64,006	\$73,252	\$85,553	\$120,551	\$158,193	\$121,865	\$1,020,884
DOL New York Works Block Grant I	\$0	\$19,192	\$15,793	\$12,263	\$23,806	\$0	\$0	\$0	\$71,054
DOL New York Works Block Grant II	\$99,645	\$0	\$0	\$0	\$0	\$0	\$0	\$0	\$99,645
OTDA TANF Services Block Grant	\$100,000	\$20,000	\$12,442	\$19,862	\$21,815	\$0	\$0		\$174,119
OTDA Set-Aside Projects	\$0	\$5,526	\$1,000	\$2,000	\$4,379	\$0	\$0		\$12,905
OTDA Reserve	\$0	\$1,091	\$2,166	\$0	\$0	\$0	\$0		\$3,257
OTDA Transitional Supports and Policy	\$0	\$800	\$800	\$0	\$0	\$0	\$0		\$1,600
OCFS Domestic Violence Training	\$0	\$300	\$300	\$0	\$0	\$0	\$0		\$600
Transitional Opportunity Program	\$0	\$400	\$0	\$0	\$0	\$0	\$0		\$400
Youth Preparation Initiative (part of DOL Reserve)	\$380	\$700	\$795	\$0	\$0	\$0	\$0		\$1,875
Teen Works	\$7,000	\$0	\$0	\$0	\$0	\$0	\$0		\$7,000
Buffalo Drug Court V.L.E.A.P.	\$530	\$0	\$657	\$0	\$0	\$0	\$0		\$1,187
HANAC Post Employment	\$355	\$0	\$0	\$0	\$0	\$0	\$0		\$355
Learning Disabilities	\$500	\$0	\$0	\$0	\$0	\$0	\$0		\$500
BRIDGE	\$9,906	\$10,356	\$9,553	\$9,553	\$9,553	\$9,553	\$9,553	\$6,503	\$74,530
EDGE	\$3,408	\$11,697	\$0	\$11,574	\$12,500	\$0	\$0		\$39,179
INVEST	\$8,550	\$9,000	\$0	\$0	\$0	\$0	\$0		\$17,550
RGRTA	\$2,000	\$2,000	\$2,500	\$2,125	\$0	\$2,400	\$0		\$11,025
COMMUNITY SOLUTIONS to TRANSPORTATION	\$13,000	\$3,000	\$0	\$2,750	\$5,000	\$2,000	\$4,400	\$4,300	\$34,450
WHEELS FOR WORK	\$5,000	\$5,000	\$5,000	\$125	\$0	\$4,000	\$4,000	\$4,000	\$27,125
OTDA DRUG SCREENING/TREATMENT	\$10,900	\$13,500	\$2,500	\$2,500	\$2,500	\$0	\$0		\$31,900
OASAS DRUG SCREENING/TREATMENT	\$5,850	\$1,250	\$2,500	\$0	\$0	\$0	\$0		\$9,600
OTDA DOMESTIC VIOLENCE SCREENING	\$5,000	\$5,000	\$4,000	\$3,000	\$3,000	\$0	\$0		\$20,000
OCFS DOMESTIC VIOLENCE SCREENING	\$2,783	\$0	\$3,000	\$3,000	\$3,000	\$3,000	\$0	\$3,000	\$17,783
BUILT ON PRIDE	\$3,771	\$0	\$0	\$0	\$0	\$0	\$0		\$3,771
LOCAL SPECIAL NEEDS INITIATIVES	\$3,989	\$0	\$0	\$0	\$0	\$0	\$0		\$3,989
TRANSITIONAL OPPORTUNITIES PROGRAM	\$3,000	\$0	\$0	\$4,500	\$0	\$0	\$0		\$7,500
YOUTH ENTERPRISE PROGRAM	\$963	\$973	\$1,000	\$0	\$0	\$0	\$0		\$2,936
EMPLOYMENT AGENCY	\$1,150	\$0	\$0	\$0	\$0	\$0	\$0		\$1,150
TANF EMPLOYMENT SERVICES - FFFS						\$90,963	\$131,322	\$95,758	\$318,043
DRUG/ALCOHOL ASSESSMENT/MONITORING- FFFS						\$4,878	\$2,031	\$3,814	\$10,723
DOMESTIC VIOLENCE Statutory and Non-Res FFFS						\$3,757	\$6,887	\$4,490	\$15,134

TANF Appropriations (all amounts in thousands)

	SFY 2000-2001	SFY 2001-2002	SFY 2002-2003	SFY 2003-2004	SFY 2004-2005	SFY 2005-06	SFY 2006-07	SFY 2007-08	THROUGH 2007-2008
SERVICES / EDUCATION / HEALTH	\$151,165	\$84,537	\$127,653	\$103,570	\$107,174	\$132,878	\$152,104	\$159,565	\$1,018,646
SUMMER YOUTH EMPLOYMENT	\$33,563	\$24,594	\$24,465	\$25,000	\$15,000	\$25,000	\$30,000	\$35,000	\$212,623
PREVENTIVE DIRECT SERVICES	\$30,000	\$0	\$0	\$0	\$0	\$0	\$0		\$30,000
OCFS JDs	\$15,000	\$10,715	\$12,000	\$12,000	\$12,000	\$0	\$0		\$61,715
PINS / PREVENTIVE SERVICES	\$0	\$0	\$2,370	\$7,000	\$5,950	\$0	\$0		\$15,320
HPNAP/FOOD PANTRIES	\$14,000	\$12,000	\$13,600	\$12,000	\$12,000	\$12,350	\$12,350	\$12,500	\$100,800
ADVANTAGE SCHOOLS	\$10,000	\$1,000	\$20,179	\$10,000	\$20,200	\$20,200	\$27,500	\$28,200	\$137,279
FAMILY PLANNING / PREGNANCY PREVENTION	\$10,000	\$10,000	\$11,600	\$10,000	\$10,000	\$2,100	\$12,100	\$12,100	\$77,900
ADOLESCENT PREGNANCY PREVENTION SERVICES (APPS)	\$9,200	\$7,260	\$7,670	\$1,830	\$5,870	\$5,870	\$7,320	\$7,320	\$52,340
HOME VISITING	\$14,600	\$4,988	\$15,607	\$10,330	\$14,129	\$17,600	\$21,400	\$21,600	\$120,254
YEETP	\$4,464	\$3,811	\$4,268	\$4,300	\$0	\$4,000	\$0		\$20,843
TITLE XX -WIC	\$3,000	\$3,000	\$3,000	\$3,000	\$3,000	\$0	\$0		\$15,000
WIC	\$2,000	\$2,000	\$2,000	\$2,000	\$1,900	\$5,000	\$5,000	\$5,000	\$24,900
DISPLACED HOME MAKERS	\$1,176	\$1,200	\$1,200	\$1,600	\$0	\$2,300	\$2,300	\$0	\$9,776
ALTERNATIVES TO INCARCERATION (ATI)	\$3,892	\$3,830	\$4,000	\$0	\$3,800	\$4,000	\$4,000	\$4,000	\$27,522
SCHOOL BASED HEALTH CENTERS	\$0	\$0	\$3,500	\$3,500	\$3,325	\$3,500	\$0		\$13,825
DELINQUENCY PREVENTION PROGRAMS	\$0	\$0	\$1,500	\$0	\$0	\$0	\$0		\$1,500
EVALUATION OF WELFARE REFORM	\$270	\$0	\$0	\$0	\$0	\$0	\$0		\$270
GREEN TEAMS	\$0	\$139	\$694	\$1,010	\$0	\$0	\$0		\$1,843
TANF SERVICES - FFFS						\$30,958	\$30,134	\$33,845	\$94,937

TANF Appropriations (all amounts in thousands)

	SFY 2000-2001	SFY 2001-2002	SFY 2002-2003	SFY 2003-2004	SFY 2004-2005	SFY 2005-06	SFY 2006-07	SFY 2007-08	THROUGH 2007-2008
LEGISLATIVE INITIATIVES	\$164,334	\$36,693	\$47,830	\$47,035	\$2,850	\$46,250	\$66,550	\$65,010	\$476,552
HEALTH CARE	\$80,000	\$20,000	\$0	\$0	\$0	\$0	\$0		\$100,000
MENTAL HEALTH/FOSTER CARE	\$6,621	\$0	\$0	\$0	\$0	\$0	\$0		\$6,621
WAGE SUBSIDY PROGRAM	\$22,500	\$331	\$5,000	\$5,000	\$0	\$4,000	\$4,000	\$4,000	\$44,831
PREVENTIVE SERVICES INITIATIVE	\$21,400	\$0	\$15,600	\$17,960	\$0	\$15,000	\$20,500	\$20,500	\$110,960
TECHNOLOGY TRAINING	\$5,726	\$7,000	\$7,500	\$7,000	\$0	\$8,500	\$7,000	\$7,000	\$49,726
MEDICAL SOCIETY	\$1,200	\$0	\$0	\$0	\$0	\$0	\$0		\$1,200
ESL / LANGUAGE IMMERSION	\$5,000	\$1,491	\$1,050	\$1,250	\$0	\$2,000	\$2,000	\$2,000	\$14,791
PARTNERSHIP FOR YOUTH	\$5,000	\$0	\$0	\$0	\$0	\$0	\$0		\$5,000
ADULT AND FAMILY LITERACY / Educational Resources	\$4,000	\$1,000	\$1,000	\$1,000	\$0	\$1,000	\$1,000	\$1,000	\$10,000
VESID/LIVES	\$3,000	\$2,000	\$1,000	\$3,000	\$0	\$1,500	\$1,500	\$1,500	\$13,500
HOMELESS ASSISTANCE (SHIP)	\$2,770	\$3,000	\$4,000	\$4,000	\$0	\$4,000	\$4,000	\$4,000	\$25,770
WORKPLACE ACCOMMODATION	\$2,000	\$0	\$0	\$0	\$0	\$0	\$0		\$2,000
PARENTS COUNT DEMO	\$1,481	\$381	\$1,000	\$175	\$0	\$0	\$0		\$3,037
ACCESS	\$986	\$990	\$1,140	\$1,000	\$0	\$1,000	\$1,000	\$0	\$6,116
EMERGENCY HOMELESS	\$0	\$0	\$500	\$500	\$0	\$1,000	\$1,000	\$1,000	\$4,000
BASIC EDUCATION	\$0	\$0	\$4,040	\$0	\$0	\$2,000	\$1,000	\$1,000	\$8,040
LEGAL ADVOCATES FOR THE DISABLED	\$0	\$0	\$1,000	\$1,000	\$0	\$1,000	\$1,000	\$1,000	\$5,000
SUPPORTIVE HOUSING FOR FAMILIES	\$0	\$0	\$2,000	\$2,000	\$0	\$2,500	\$5,000	\$5,000	\$16,500
YOUTH POST DISCHARGE PROGRAM/EBCI	\$1,000	\$0	\$0	\$1,000	\$950	\$0	\$0		\$2,950
CARETAKER RELATIVE	\$1,000	\$500	\$1,000	\$150	\$0	\$1,150	\$1,150	\$1,150	\$6,100
KINSHIP FOSTER CARE WORKGROUP	\$150	\$0	\$0	\$0	\$0	\$0	\$0		\$150
FAMILY LOAN PROGRAM	\$500	\$0	\$0	\$0	\$0	\$0	\$0		\$500
AFL-CIO WORKFORCE DEVELOPMENT INSTITUTE	\$0	\$0	\$0	\$0	\$0	\$600	\$400	\$400	\$1,400
BUILDING AND CONSTRUCTION TRADES	\$0	\$0	\$0	\$0	\$0	\$1,000	\$1,000	\$1,000	\$3,000
QUALITY ENHANCEMENT FUND	\$0	\$0	\$2,000	\$2,000	\$1,900	\$0	\$0		\$5,900
INTENSIVE CASE SERVICES	\$0	\$0	\$0	\$0	\$0	\$0	\$15,000	\$14,000	\$29,000
STATE CONTRACTS - FFFS								\$460	\$460

TANF Appropriations (all amounts in thousands)

	SFY 2000-2001	SFY 2001-2002	SFY 2002-2003	SFY 2003-2004	SFY 2004-2005	SFY 2005-06	SFY 2006-07	SFY 2007-08	THROUGH 2007-2008
CHILD CARE	\$338,100	\$304,000	\$340,400	\$408,000	\$375,000	\$388,900	\$365,739	\$376,256	\$2,896,395
CHILD CARE	\$34,100	\$0	\$0	\$0	\$0	\$0	\$0		\$34,100
CHILD CARE FOR MIGRANT WORKERS	\$2,500	\$2,500	\$2,500	\$1,000	\$1,000	\$1,000	\$1,750	\$1,754	\$14,004
CHILD CARE DEMOS	\$0	\$0	\$5,000	\$11,000	\$3,500	\$3,500	\$8,300	\$11,000	\$42,300
CHILD CARE SUNY/CUNY	\$0	\$0	\$3,400	\$3,400	\$3,400	\$3,400	\$3,400	\$3,400	\$20,400
CHILD CARE INVESTMENTS	\$301,500	\$301,500	\$329,500	\$392,600	\$367,100	\$371,100	\$0	\$356,300	\$2,419,600
CHILD CARE FROM FFFS						\$9,900	\$352,289	\$3,802	\$365,991
CHILD WELFARE	\$472,000	\$467,715	\$543,370	\$549,000	\$425,800	\$323,428	\$349,257	\$348,944	\$3,479,513
TITLE XX TRANSFER	\$241,000	\$241,000	\$241,000	\$241,000	\$119,000	\$119,838	\$123,504	\$125,766	\$1,452,108
OTHER CHILD WELFARE	\$231,000	\$226,715	\$302,370	\$308,000	\$306,800	\$203,589	\$225,753	\$223,178	\$2,027,405
TANF ADMINISTRATION - FFFS						\$135,922	\$150,000	\$163,202	\$449,124
TAX CREDITS	\$384,000	\$438,000	\$460,849	\$494,900	\$561,075	\$686,165	\$678,598	\$573,310	\$4,276,897
EARNED INCOME TAX CREDIT	\$323,000	\$351,000	\$370,093	\$379,900	\$471,083	\$686,165	\$678,598	\$573,310	\$3,833,149
CHILD AND DEPENDENT CARE CREDIT	\$61,000	\$87,000	\$90,756	\$115,000	\$89,992	\$0	\$0	\$0	\$443,748
TOTAL TANF "SURPLUS"	\$1,797,279	\$1,440,730	\$1,584,108	\$1,675,757	\$1,557,452	\$1,834,093	\$1,920,440	\$1,808,152	\$13,618,012
FFFS						\$599,805	\$1,021,919	\$654,315	\$2,276,040
TAX CREDITS	\$384,000	\$438,000	\$460,849	\$494,900	\$561,075	\$686,165	\$678,598	\$573,310	\$4,276,897
CHILD WELFARE	\$472,000	\$467,715	\$543,370	\$549,000	\$425,800	\$323,428	\$349,257	\$348,944	\$3,479,513
CHILD CARE	\$338,100	\$304,000	\$340,400	\$408,000	\$375,000	\$388,900	\$365,739	\$376,256	\$2,896,395
ALL OTHER INITIATIVES	\$603,179	\$231,015	\$239,489	\$223,857	\$195,577	\$159,223	\$219,923	\$204,271	\$2,076,534
BASE	\$924,845	\$998,230	\$904,930	\$914,704	\$1,109,452	\$743,392	\$663,005	\$642,353	\$6,900,910
TOTAL TANF	\$2,722,124	\$2,438,960	\$2,489,038	\$2,590,461	\$2,666,904	\$2,577,485	\$2,583,445	\$2,450,505	\$20,518,922

Note: FFFS spending included in Child Welfare, Child Care and Other Initiatives